

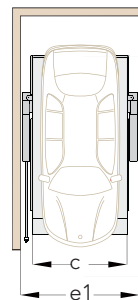
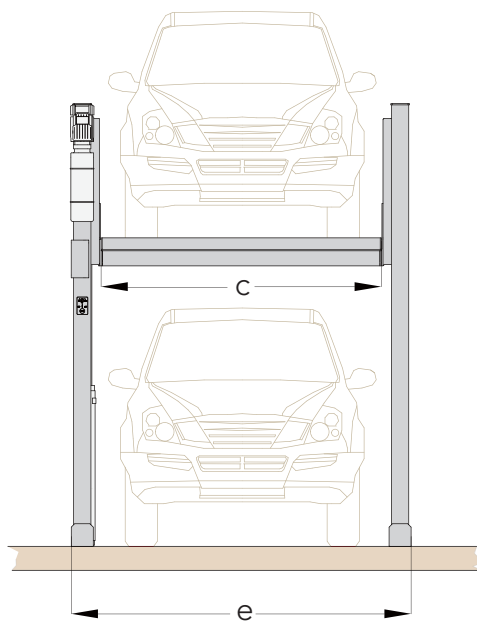
Dependent type stacker that is designed for the use by permanent users.

Maximum load capacity: - 3200kg. There are other load capacity models available (2300kg and 2700kg), but these have slightly different dimensions. Please check the Product Data Sheets for these differences.

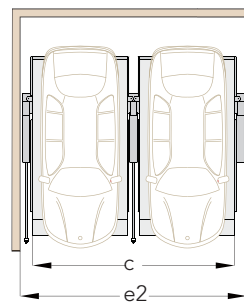
All dimension shown and/or discussed in this Product Data Sheet are in mm.

The drawings in this Product Data Sheet are not meant to be to a scaled, therefore only refer to the displayed measurements and dimensions

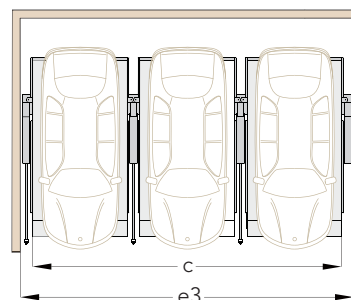
- a = 1700mm but can or may vary, depending on the installation site.
- b = the maximum fall or raise to this point can be no more than 10%
- c = the available clear soffit height.
- d = the total of g plus 120mm, minus a.
- e = infinitely adjustable from 1550mm to 2100mm, even post the installation.



Space Needed e1	Platform Width c
2551	2100
2651	2200
2751	2300
2851	2400
2951	2500
3051	2600



Space Needed e2	Platform Width c
4937	2100
5137	2200
5337	2300
5537	2400
5737	2500
5937	2600



Space Needed e3	Platform Width c
7323	2100
7623	2200
7923	2300
8223	2400
8523	2500
8823	2600

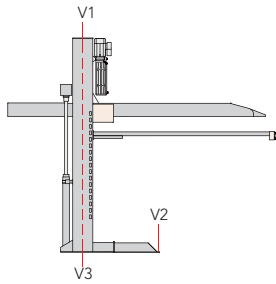
Platform widths of 2400mm - 2600mm are recommended for large sedans & 4WD's.

The weight of the vehicle parked in the lower level is not governed by the car stacker maximum weight limit.

Our unique post sharing technology allows for greater platform widths to be installed than our competitors are able to install. There is no limit to the number of stackers that can be interconnected, other than a building column or similar. For a full listing (up to 10) of row number dimensions, please see page two.

Due to continual product research, development and improvement, we reserve the right to make ongoing modifications and changes. The month and year shown on the bottom right-hand corner of this page should be noted prior to making any commitments.

Static Loads



V1 = 2.5kN

V2 = 7.0kN

V3 = 19.5kN

Static load calculations include a vehicle of the maximum weight (3200kg)

Mounting / Fixing Requirements

The stacker posts are fixed to the floor by using either wedge anchor bolts or chemically set studs to a depth of approximately 120mm.

Concrete grade/strength class C20/25 is required, with a minimum thickness of 180mm

Stackers can not be fixed to pavers or asphalt without concrete footings (as per the above grade/strength) being installed directly under the pavers or asphalt.

The area where the stackers are to be installed must be even and flat to prevent the need for excessive shimming under the stacker posts. Shimming greater than 10mm will incur additional costs.

Installation Notes

If the stacker(s) are to be installed in an outdoor location, then weather protection must be used for the power-pack/motor assemblies and the user control switches. This should be discussed with your Phoenix Car Stacker consultant, prior to ordering.

Concrete grade/strength class C20/25 is required, with a minimum thickness of 180mm

Stackers can not be fixed to pavers or asphalt without concrete footings (as per the above grade/strength) being installed directly under the pavers or asphalt.

As stated previously; the area where the stackers are to be installed must be even and flat to prevent the need for excessive shimming under the stacker posts. Shimming greater than 10mm will incur additional costs.

Expansion joints, etc., In the concrete floor must be a minimum of 300mm from our post fixings.

Safety / Convenience

Automatic mechanical locking system is fully activated at all times when the platform is being raised.

24 Volt DC mechanical lock release solenoid is automatically engaged during the lowering of the platform.

Photocell sensor accessory available to prevent accidental lowering of the platform.

User friendly "smooth" finish platform surface is standard.

Concealed synchronization chain, keeping the platform stable and level at all times.

Superior engineering means that no fixing to the building walls or ceiling is required, thus eliminating the potential for noise or vibrations transferring through the building.

In accordance with ISO 3864 the client or builder must provide 100mm wide yellow-black markings on the floor at a distance of 500mm from the front edge of the stacker platform.

Certifications & Standards

TUV 2006/42/EC compliant. TUV is the most authoritative certification available in the world.

EN 14010 compliant. Making the equipment compliant and available for sale in Europe.

Meets and exceeds the Australian Standards 5124:2017

The VA2HP 2.3 Phoenix Car Stackers equipment is TUV certified. TUV certification is the most prestigious certification that can be achieved by car stacking equipment.

Temperature

The equipment is design to operate safely and effectively in a temperature range of -5 to +40 Degrees Celsius. If these ranges are likely to be exceeded, please discuss with your Phoenix Car Stackers consultant to see what measures can be put into place.

Electrical

A separately isolated 20-amp, 3 phase 440 volt (N +E) power supply is required for each car stacker. This can be increased to a maximum of six car stacker per supply, but with special conditions allaying and must be discussed with Phoenix Car Stackers prior to the order being placed.

If individual power monitoring is required, then the above option for six car stackers to be connected to one isolated power supply is not available.

The provision of the power supply(s) to the agreed to location(s) is by the client or builder. All subsequent electrical work is carried out by the installer.

Should any electrical conduits be required to be concealed or "cut-in", this is to be provided for by the client or builder. Please discuss with your Phoenix Car Stackers consultant prior to the construction of any walls, etc.

The Power Pack motor is rated at 2.2kW

In accordance with the Australian Electrical Standards, each car stacker must be connected to the building earthed equipotential bonding.

An optional 20-amp, single phase 240 volt Power Pack is available, where 3 phase power is not available.

Barriers or Railings

If there are walkways or passages directly adjacent to the sides or rear of the stackers, then a barrier, preventing access to the stacker area, must be provided by the client or builder and this barrier must comply to the relevant Standard in height and construction type.

Fire

All mandatory fire prevention and safety requirements are to be provided by the client or the builder. Phoenix Car Stackers are happy to assist where possible and within our capabilities.

Surface Protection

All surfaces are either fully galvanized or Akzo Nobel powder-coated.

All fixings are fully galvanized to the EN 14010 standard.

Operation

Key Switch activated.

Two keys per parking space are provided.

Emergency Stop Button.

Forward or reverse parking is allowed.

Lifting speed is less than 50 seconds.

Lowering speed is less than 45 seconds.

Maintenance

Depending upon the installation location, it is usually a requirement of local authorities (WorkSafe, council, etc) that the equipment is regularly serviced and maintained. Phoenix Car Stackers Maintenance Pty Ltd offers bi-annual servicing as part of a Service & Maintenance Agreement.

General cleaning should be periodically carried out by the user, particularly where oil or other vehicle fluids are spilled onto the stacker surfaces. These fluids may cause the break-down of the galvanization or powder-coating treatments.

Dimensions

All dimensions in this Product Data Sheet as shown as the minimum and are to be read as being in millimetres, where not expressly shown.

Platform Widths	Row of 4	Row of 5	Row of 6	Row of 7	Row of 8	Row of 9	Row of 10
2100	9709	12095	14481	16867	19253	21639	24025
2200	10109	12595	15081	17567	20053	22539	25025
2300	10509	13095	15681	18267	20853	23439	26025
2400	10909	13595	16281	18967	21653	24339	27025
2500	11309	14095	16881	19667	22453	25239	28025
2600	11709	14595	17481	20367	23253	26139	29025